




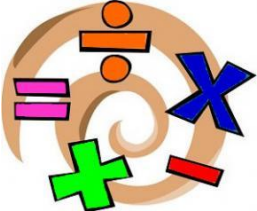



English	Maths	Topic
<p>1 <b>E1 Reading Comprehension</b>  <b>Task 1:</b> Read <b>‘Superheroes’</b> and answer the questions.</p>  <p><b>Task 2:</b> Read <b>‘The Further Adventures of Souperkid’</b> and answer the questions.</p>  <p><b>Task 3:</b> Read <b>‘Special Effects’</b> and answer the questions.</p> 	<p><b>M1 BBC Bitesize Maths</b>  Work through this week’s BBC Bitesize lessons each day. They can be found here:  <a href="https://www.bbc.co.uk/bitesize/tags/zncsscw/year-6-and-p7-lessons">https://www.bbc.co.uk/bitesize/tags/zncsscw/year-6-and-p7-lessons</a></p> <p><b>Challenge:</b> Can you complete the maths challenge posted on a Friday?</p> <p>If you haven’t done any of the previous maths challenges then they can also be found on the BBC Bitesize website.</p> 	<p><b>T1 Transition</b>  Pupils in school have been working their way through these transition sessions.</p> <p>They work best if you can print the <b>‘Be Awesome Go Big Workbook’</b> and view the session documents on a device.</p> <p>All of the links to the videos can be found in the <b>‘Links for Be Awesome Go Big Session Videos’</b> file.</p> <p><b>Work through sessions 1 – 4.</b></p> <p><b>Session 1: Being awesome</b></p> <p><b>Session 2: Unlocking your mind</b></p> <p><b>Session 3: Dare to take risks</b></p>
<p>2 <b>E2 Vocabulary building for a letter of complaint</b>  Meet Mr Milne for a virtual meeting on Zoom at 10am on Monday morning (6<sup>th</sup> July) for some inspiration for this week’s writing.</p> <p>Have a pen and paper ready as you will need to write down a few ideas!</p> 	<p><b>M2 Arithmetic</b>  All groups to complete the <b>Arithmetic Paper 5</b>. This is a good way to practise your written methods.</p> <p>After you have completed it, mark your work and correct any mistakes.</p> 	<p><b>Session 4: Making the change</b></p> 

<p>3 <b>E3 Planning</b></p> <p>Look at the <b>‘Written Example’</b> to see what a letter of complaint should look like. Use the <b>‘Features List’</b> to see if you can identify some of these in the example.</p> <p>Use the <b>‘Planning Sheet’</b> to plan out your letter of complaint. What will each of your paragraphs focus on? Can you group your complaints into different categories? What is it that you want to happen as a result of your complaint?</p>	<p><b>M3 Reasoning</b></p> <p>Have a go at <b>Brain Teaser 1, 2, 3 and 4!</b></p> <p>Make sure you are applying BODMAS!</p>  <p><b>Challenge:</b></p> <p>Complete the <b>Power Squares!</b> Place the numbers on the grid so that all of the numbers joined by a single straight line (each row, column and diagonal) add up to 15.</p>	
<p>4 <b>E4 Writing</b></p> <ul style="list-style-type: none"> <li>• <b>Step 1:</b> Gather all of your help sheets to help you construct your letter.</li> <li>• <b>Step 2:</b> Write your letter.</li> <li>• <b>Step 3:</b> Edit your work using the <b>‘Features List’</b> and <b>‘Punctuation Checklist’</b> to help you.</li> <li>• <b>Step 4:</b> Ask someone else to read it. Did your writing sound formal and professional? Did they agree with your points? Did they feel shocked/enraged by what happened? Maybe you could change some vocabulary to have more of an impact on your reader?</li> <li>• <b>Step 5:</b> Complete your final edit.</li> </ul>	<p><b>M4 Reasoning</b></p> <p>Can you complete the <b>‘10 Question Challenge 4’?</b></p> <p>The questions become more difficult as you go so see how far you can get. Work with your friends and family on the ones you can’t do.</p> <p>If you need any assistance, email <a href="mailto:6SM@bvsmk.co.uk">6SM@bvsmk.co.uk</a></p> 	
<p>5 <b>E5 Word of the Week and Spelling Shed</b></p> <p>This week’s word is ‘incoherent’. Write down the definition of the word. Write a sentence using the word and then find at least three synonyms and three antonyms.</p>  <p><b>Spelling Shed:</b> This week’s list is ‘Words spelled with ei after c’.</p>	<p><b>M5 Times Tables Rock Stars</b></p> <p>Log in to TTRS and have some fun learning your times tables.</p> <p>Can you challenge your friends or even your teacher?</p> 	<p><b>T5 PE</b></p> <p>This week we are focusing on skill challenges. Check out some of the challenges on Mr Milne’s YouTube channel and see if you can make it on the scoreboard!</p> 