


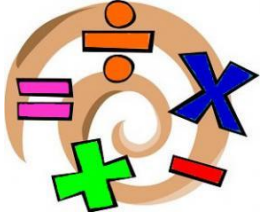











	English	Maths	Topic
1	<p>E1 Reading Comprehension Read through the 'Rainforest Deforestation Comprehension' text and answer the questions in full sentences. Please remember to use the correct punctuation and write in joined handwriting.</p>  <p>Suggested levels: Mrs Tyler's reading group and Mr Milne's reading group – 1 Star Mrs Holliday's reading group – 2 stars Mrs Kemp's reading group – 3 stars</p>	<p>M1 BBC Bitesize Maths Work through this week's BBC Bitesize lessons each day. They can be found here: https://www.bbc.co.uk/bitesize/tags/zncsscw/year-6-and-p7-lessons</p> <p>Challenge: Can you complete the maths challenge posted on a Friday?</p> <p>If you haven't done any of the previous maths challenges then they can also be found on the BBC Bitesize website.</p> 	<p>T1 Science: Environment Read through the 'Palm Oil Comprehension' text and answer the questions in full sentences. Please remember to use the correct punctuation and write in joined handwriting.</p>  <p>Suggested levels: Mrs Tyler's reading group and Mr Milne's reading group – 1 Star Mrs Holliday's reading group – 2 stars Mrs Kemp's reading group – 3 stars</p>
2	<p>E2 Reading Read through 'The Spider and the Fly Poem'. Some questions to think about/discuss:</p> <ul style="list-style-type: none"> • <i>What do you think this story is about?</i> • <i>Do you have any images of the characters or the setting in your head? What are they like?</i> <p>Now look through the 'Illustrated Version'. Some questions to think about/discuss:</p> <ul style="list-style-type: none"> • <i>Have the illustrations changed your thoughts?</i> • <i>What do the images tell you that the text doesn't?</i> • <i>If this was to be made into a narrative, what detail would need to be included about the characters and the setting?</i> 	<p>M2 Arithmetic All groups to complete the Arithmetic Paper 3. This is a good way to practise your written methods.</p> <p>After you have completed it, mark your work and correct any mistakes.</p>  <p>Challenge: Look at the questions that you got wrong. Can you create similar questions with different numbers and answer them correctly?</p>	<p>T2 Science: Environment You need to have completed T1 'Palm Oil Comprehension' and E1 'Rainforest Deforestation Comprehension' before completing this work.</p> <p>Read 'A Guide to Palm Oil'</p>  <p>Having read about palm oil in more detail, complete the 'What's All the Fuss about Palm Oil?', 'Before and After' and 'In My Opinion' sheets.</p>

<p>3 E3 Vocabulary building</p> <p>With another person (or up to three of you), read through the poem, taking turns in reading the parts of the narrator, the spider and the fly. Try to act and speak as you think that the character would.</p>  <p>Once you have done this, read through the 'Written Example' to see how you can change part of this poem into a narrative. Highlight anything you want to borrow.</p> <p>Use the 'Word Bank Sheets' to look at the suggested words/phrases and add any of your own and whatever you have borrowed from the example.</p>	<p>M3 Reasoning</p> <p>Can you complete the 'Triangular Terror' and 'Four Lines' problem?</p> <p>Challenge:</p> <p>Can you create your own problem with a different rule and different numbers for 'Triangular Terror'?</p> 	<p>T3 Science: Environment</p> <p>Using what you have learnt about the issue surrounding palm oil (look at the section <i>'What are the solutions to the palm oil problem'</i> in 'A Guide to Palm Oil'), design a campaign, video or poster that could raise awareness of the issue and encourage others to take action.</p> 
<p>4 E4 Planning and Writing</p> <ul style="list-style-type: none"> Step 1: Use the 'Planning sheet' to decide on your paragraphs, jot down some bullet points for your plot and add any words, phrases or punctuation that you wish to include. Suggested paragraphs: <ul style="list-style-type: none"> <i>Set the scene</i> <i>Fly wanders towards the den and the spider gets ready</i> <i>Tension builds until spider finally catches her</i> <i>Poor fly gets eaten!!!</i> Step 2: Write your narrative. Step 3: Edit your work. Use the 'Language features sheet' and 'Punctuation sheet' to help you. 	<p>M4 Reasoning</p> <p>Can you complete the '10 Question Challenge 2'?</p> <p>The questions become more difficult as you go so see how far you can get. Work with your friends and family on the ones you can't do.</p> <p>If you need any assistance, email 6SM@bvsmk.co.uk</p> 	<p>T4 PE</p> <p>Watch Mr Milne's Press-up Challenge – https://www.youtube.com/watch?v=y125hFb10fg</p> <p>Can you or anyone in your family beat it?</p> <p>Keep practising and see if you can increase your total by the end of the week. Remember to stop if anything hurts and make sure you have at least one day where your muscles can rest.</p> 

<ul style="list-style-type: none"> • Step 4: Ask someone else to read it. Did they have vivid images of your setting and characters? What would have helped them to picture it better? • Step 5: Complete your final edit. 		<p>Challenge: Mr Milne wants to take on your challenges! Have you got a physical or sporting challenge that you could send back? For example, how long you can hula-hoop for or how many star jumps you can do in one minute.</p>
<p>5 E5 Word of the Week and Spelling Shed This week's word is 'oblivious'. Write down the definition of the word. Write a sentence using the word and then find at least three synonyms and three antonyms.</p> <p>Spelling Shed: This week's list is 'Challenge words'. Remember there is a 'Hive game' for the previous week's list on a Monday at 11:30am and a rematch on a Friday at 11:30am. The code for the 'Hive games' will be sent on Marvellous Me.</p> 	<p>M5 Times Tables Rock Stars Log in to TTRS and have some fun learning your times tables.</p> <p>Can you challenge your friends or even your teacher?</p> 	<p>T5 Art Choose a friend or family member to produce a portrait or caricature of.</p> <p>You can do it from real life or from a photograph.</p>  <p>You could make it realistic (realism) or abstract.</p> <p>Think about what medium you want to use and how you want to portray your subject (show their character).</p> <p>Most importantly, take your time to create your masterpiece!</p> 