

Renaissance

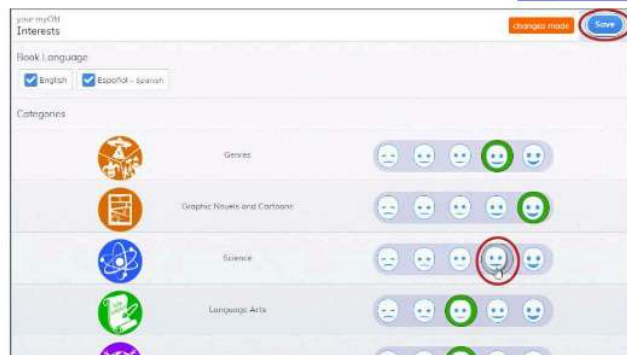
See Every Student.

A parent's guide to myON

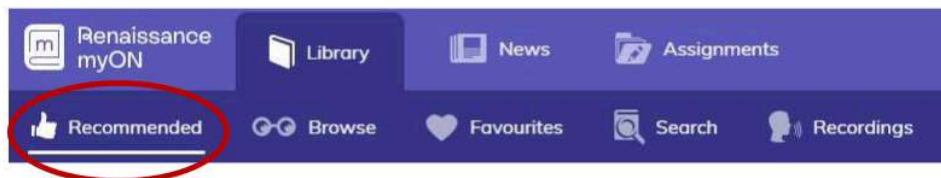
Your child currently has access to myON by Renaissance—a digital library containing thousands of authentic and exciting books in English. myON books come with lots of tools to help your child enjoy and improve their reading, including audio narration. Follow the guide below to help your child discover their next read.

Quick start guide:

- 1) Go to www.myon.co.uk and click **myON Login**.
- 2) Enter your child's school, username and password.
If you are unsure of your child's login details, please contact your child's school or class teacher.
- 3) The first time your child logs into myON they will be asked to complete an Interests Questionnaire so that myON can recommend books they will enjoy:

A screenshot of the myON login interface. It features a purple background with white text and input fields. The fields are labeled 'School Name' (with 'UK Demo1' entered), 'Username' (with 'demostudent' entered), and 'Password' (with '.....' entered). A green 'Sign In' button is at the bottom. A small security logo is visible in the bottom right corner.A screenshot of the 'myON Interests' questionnaire. It shows a 'Book Language' section with 'English' and 'Español - Spanish' selected. Below are 'Categories' with icons and smiley face sliders: 'Genres' (4 sliders), 'Graphic Novels and Comics' (4 sliders), 'Science' (4 sliders, with the 3rd slider circled in red), and 'Language Arts' (4 sliders). A 'Change/Reset' button and a 'Done' button are at the top right.

- 4) Go to **Library > Recommended** to find your first book.



- 5) Select a book and click **Read!**

Would you like to learn more about myON? Read more below.

Return to homepage

Find new books

Read daily news articles

Find work assigned by teachers

Account information

Log out

The screenshot shows the Renaissance myON Star Reading dashboard. At the top, there is a navigation bar with icons for home, search, and user profile. The user's name, Karen Randolfe, is displayed. Below the navigation bar, there are several main sections:

- Power-Up Your Reading:** A large blue banner with the Renaissance myON logo and a 'Connect Now' button.
- Reader meter:** A progress bar showing 'Time spent reading' with a goal of 20 minutes. The current progress is 12 minutes. Below the bar, it shows 'Time spent reading 12 min this week' and 'Books finished 1 this week'. There are also icons for 'Pages read 26 this week'.
- Last book opened:** A section featuring the book cover for 'At Name the River' by Edda Lea. It shows 'Pages read 9' and 'Time spent reading 5 minutes'.

Click this to link your child's Star test result (using the same username and password). Recommended books will then be at your child's reading level.

Continue reading the last book opened

Finding Recommended Books in the Library

Books are recommended based on your child's year group and their Interest Inventory. If they have completed a Star Reading test, you can Connect it on their homepage to improve these recommendations.

- 1) Select **Library** > **Recommended**.



- 2) You will see many categories of recommended books, including books in your child's ZPD (their reading range), top picks, new books, and more. Click on the top-right arrow to see more books or select the drop-down list to choose a different category.



Browse Books in the Library

View all books on myON by browsing through the different genres.

- 1) Select **Library** > **Browse**.
- 2) Click on of the categories to see books in that category. Then choose a subcategory.




- 3) If you select the  (filter) icon, you can also choose whether to see only fiction books, only non-fiction, or only graphic novels.



Search Books in the Library

Search for books on a specific topic that your child is interested in. This might be a topic they are learning about in school.

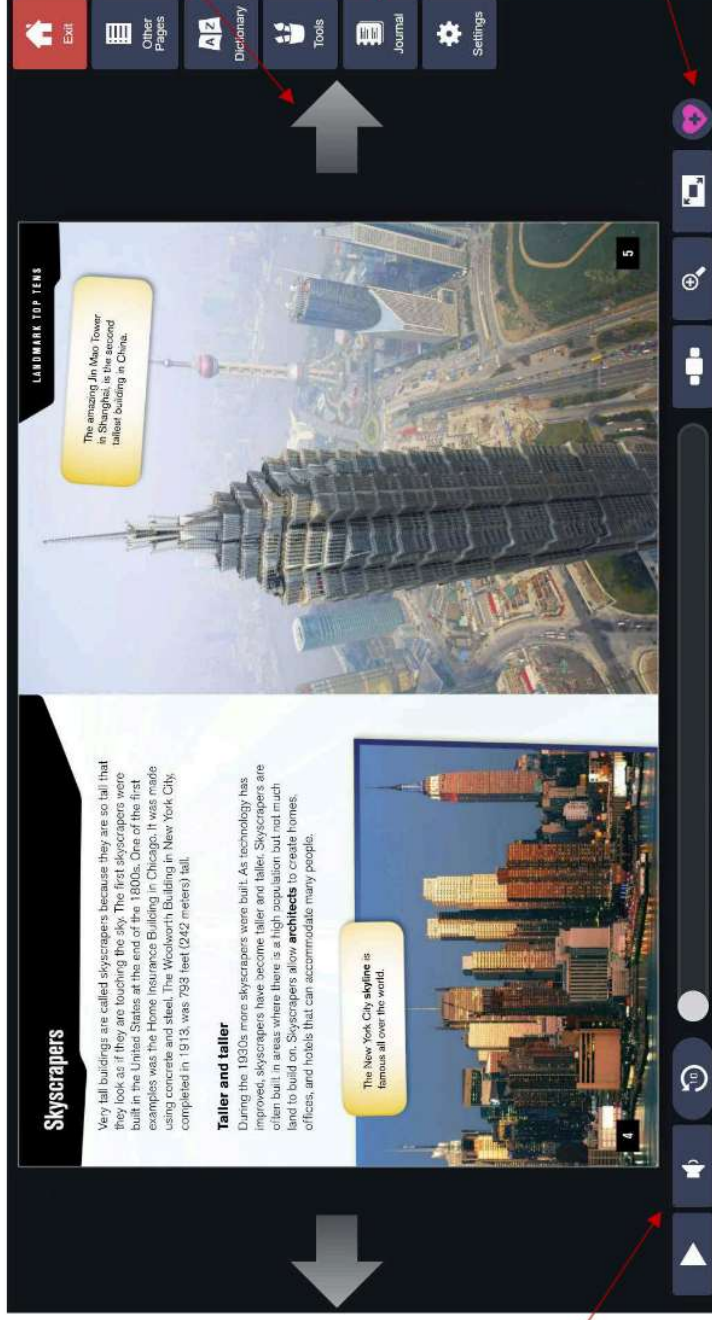
- 1) Select **Library** > **Search**.
- 2) Search for books by title, author, and other criteria. You can look for books that are fiction or non-fiction, books with certain reading levels, books for your child's year group, and different types of stories using the  filter option.



Reading a book in myON

To see more information about a book, move the mouse cursor over the book. To open the book and start reading it, select the  read button.

To see information about the book, select the  info button and a window with information about the book will open.



Manage audio:
play/pause and
volume

Turn to
a new
page

Use the
Journal to
save any
interesting
facts or new
vocabulary

Add the
book to
Favourites