






Learning

- ☞ To recognise the importance of never sharing passwords, except with parents or guardians
- ☞ Know how to create passwords that are hard to guess, yet easy to remember
- ☞ Customize privacy settings for the online services they use
- ☞ Learn specific ways to respond to bullying when you see it
- ☞ Know how to behave if you experience harassment
- ☞ Make good decisions when choosing how and what to communicate – and whether to communicate at all
- ☞ Be aware of online tools for reporting abuse

Key Vocabulary

Personal information	Information that belongs to you
Reliable	Something or someone that is trustworthy
Cyberbullying	Using the online devices to upset someone on purpose, often over and over again
Strong password	A password that is difficult to guess. Combines cases, numbers and symbols
Privacy settings	Settings that let you control who you share things with (e.g. public or friends)

Key Questions

What information would you be happy to give to anyone?	
What information would you like to keep private? Why?	
What kind of information is personal?	
What are privacy settings and how can they help you stay safe online?	
Tell me what strong password looks like	
Where can cyberbullying take place?	
What can and should you do if you come across cyberbullying?	